

SDG News Monitor



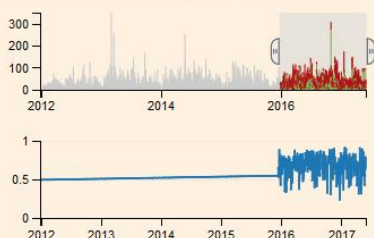
Explore your SDG credentials and risks, benchmark, report

The SDG News Monitor is a fully interactive platform providing real-time access to thousands of curated news items published by companies, the media and stakeholders. The data has been classified with the Sustainable Development Goals.

This tool can help corporate departments such as Communications, Public / External Affairs, Investor Relations, Global Reputation Management, Risk Management, Corporate Social Responsibility, or Sustainability, to:

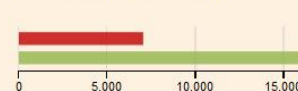
- Explore your company's SDG credentials and risks
- Benchmark against peers
- Identify SDG reporting opportunities

Timeline 1873 day(s) Reset chart | Reset All



Noticias de Alimentación
PepsiCo Michigan NGOs
Coke 2016 CocaCola Ag
General Mills Nestlé
Major Food Companies
CocaCola Enterprise Mars


Sentiment 70% Reset chart | Reset All



Headlines (5968) Reset chart | Reset All

Major Food Companies to Tackle Water Risks In The Americas
Noticias de Alimentación en Alimarket, información e investigación
Which brands can you trust?
Corporate Citizenship Briefing
Ag, Food Giants Partner with NGOs to Support Midwestern


Companies Reset chart | Reset All



Topics Reset chart | Reset All



Subtopics Reset chart | Reset All



Action Reset chart | Reset All



The SDG News Monitor provides easy, user-friendly visualization of the content daily fed into the Covalece EthicalQuote database, an index running since 2002 and including more than 1'000'000 news items from over 40'000 sources regarding 3400 large companies. Users can view data and charts, zoom and focus on the topics of their choice. All charts are interactive: one can click on bars and zones to filter the data – this filter is then applied to every chart on the page.

Filters can be operated by SDGs, Sentiment (positive / negative), Time period, Active companies and sectors, Topics, Subtopics, Keywords, Countries of action, Materiality, Stakeholders, as well as by source, type of source and country of source. A data table allows to view headlines and URLs to access original articles. The color of bars represents the ratio positive news / total news. A green bar indicates a majority of positives, and a red bar a majority of negatives. If the bar is white, it means there are equal quantities of positives and negatives.

SDGs Reset chart | Reset All



SDG News Monitor

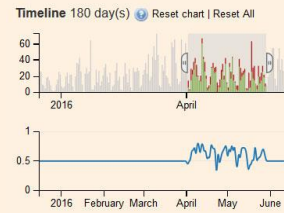


Explore your SDG credentials and risks, benchmark, report

Dashboard

Timeline

The chart shows the volume of news, positives (green), and negatives (red). You can select a period of time on the chart to know more about the company(ies) during that period. On the chart below, the blue line represents the ratio positive news / total news.



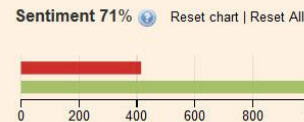
Companies

Covalence covers a universe of 3400 among the world's largest capitalizations. Companies are classified according to The Global Industry Classification Standard (GICS). The SDG News Monitor shows industries which are included in your subscription.



Sentiment

Each news item is coded according to its positive or negative sentiment (polarity, orientation) regarding the behavior of the company(ies).



Headline

The headlines shown on this chart are the top 5 in volume for your current selection.

- Headlines (612) Reset chart | Reset All
- UK supermarkets pledge to cut waste GWN7
 - Big Brands Take Animal Welfare Seriously In Supply Chains
 - Courtauld Commitment 2025: Asda, Sainsbury's, Tesco and more
 - Toxic BPA Found in Majority of Canned Food Packaging
 - Ahold: des magasins vont disparaître en Belgique

Topics, subtopics

Topics and subtopics are pre-defined categories created with groups of keywords present in our dictionary.



Action

This chart represents the countries of action: countries where action described in the news is taking place.

Data table

The Data table provides news headline, sources, company names, and URLs, allowing users to access original articles.


Date	Company	Headline	Source
List of max. top 100 news corresponding to the filters			
Tue May 3, 2016	Shoppers Drug Mart Corp.	Rohinie Biesar, accused in Shoppers Drug Mart stabbing, fires lawyer	CBC News
Tue May 3, 2016	Wal-Mart Stores Inc.	focus 2016: The power of collaboration - RT - Recycling Today	recyclingtoday.com
Mon May 2, 2016	Wal-Mart Stores Inc.	The Recycling Partnership Provides \$82K for Recycling Carts	Environmental Leader
Thu Apr 28, 2016	Wal-Mart Stores Inc.	Walmart Canada expands its plastic reduction initiative	Yahoo finance
Thu Apr 28, 2016	Wal-Mart Stores Inc.	Walmart Canada expands its plastic reduction initiative	Yahoo finance
Thu Apr 28, 2016	Tesco PLC	Reducing our impact on the environment	www.lescopic.com



Media Activity

Outlets

The chart shows the name of active sources relevant to the selected data. Thousands of sources are monitored daily by Covalence, in English, Spanish, French and German.



Sources countries

These interactive chart and maps show the volume of information by countries where news sources are based.

Source types

Covalence gathers online information using search engines and tracking individual websites. The types of sources are Enterprise, Media, NGO, Trade Union, International Organisations, Academics, and Individual.

Disclaimer

The SDG News Monitor includes automatically extracted and coded information, which may not yet have been humanly checked; therefore, it may include non-relevant material. The news items don't necessarily have a direct and immediate impact on the ratings provided by Covalence. The information provided in the SDG News Monitor does not represent an offer or recommendation to buy, sell or call on any security, product, service or investment.

Subscriptions

Access to the SDG News Monitor is provided through annual subscriptions. If you're interested, please contact our managing partner [Antoine Mach](#).